

# Data Package and Concerns Regarding Restrictions / Bans on Modern Sporting Rifles and Magazines

Presented by Voting Constituent AL PRESCOTT

Presented to Senator Eileen Donoghue

# Summary of Constituent Wishes

- Reject further burdens (including bans, insurance etc) on Firearms owners in Massachusetts on the basis it punishes law abiding citizens and does not prevent crime.
- Push for better plans for protecting children by adopting the following principles:
  - Secure Schools
  - Improve response time of police to schools in the event of crisis
  - Train school personnel on how to respond to crisis
  - Enter mental health status into State and Federal Databases used to vet firearm sales and license issuance.
    - Due Process is a must
    - Current data, not 20 year old data.
    - Actually adjudicated.
- Adopt and sign onto the reasonable legislation put forth by the Gun Owners Action League (GOAL).

# Want to Ban



# Modern Sporting Rifle

Armalite Rifle - 15


























# USES

49% Target



23% - Hunting



28% Lawful Defense

# Studies

The official U.S. Department of Justice report [Koper 2004] states the following:

"there has been ***no discernible reduction*** in the lethality and injuriousness of gun violence, ... as we might have expected had the ban reduced crimes with both Assault Weapons and Large Capacity Magazines."

"[the] ban's impact on gun violence is ...too small for reliable measurement."

First Reports Evaluating the Effectiveness of Strategies for Preventing Violence: Firearms Laws – CDC:

"The Task Force found insufficient evidence to determine the effectiveness of ***any*** of the firearms laws or combinations of laws reviewed on violent outcomes."



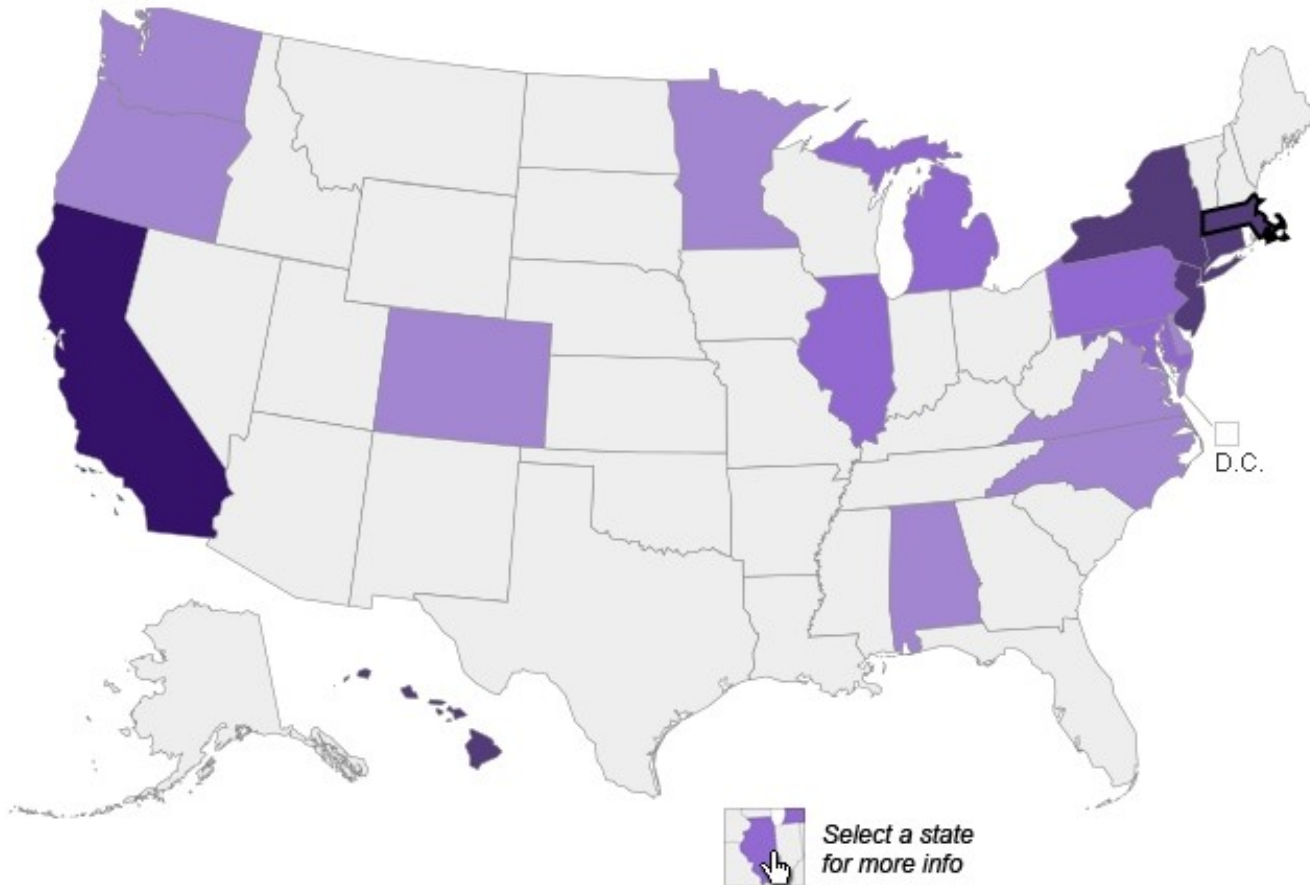
# Gun Laws by State

Select each state to see the restrictiveness of its gun laws, according to the 2011 Brady Scorecard, a rating based on the states' rules about background checks, assault weapons, possession of guns in public places and other measures affecting guns. *Last updated: Jan 15, 2013*

## Massachusetts

◀ 22 / 51 ▶

Scorecard: 65 out of 100 points.

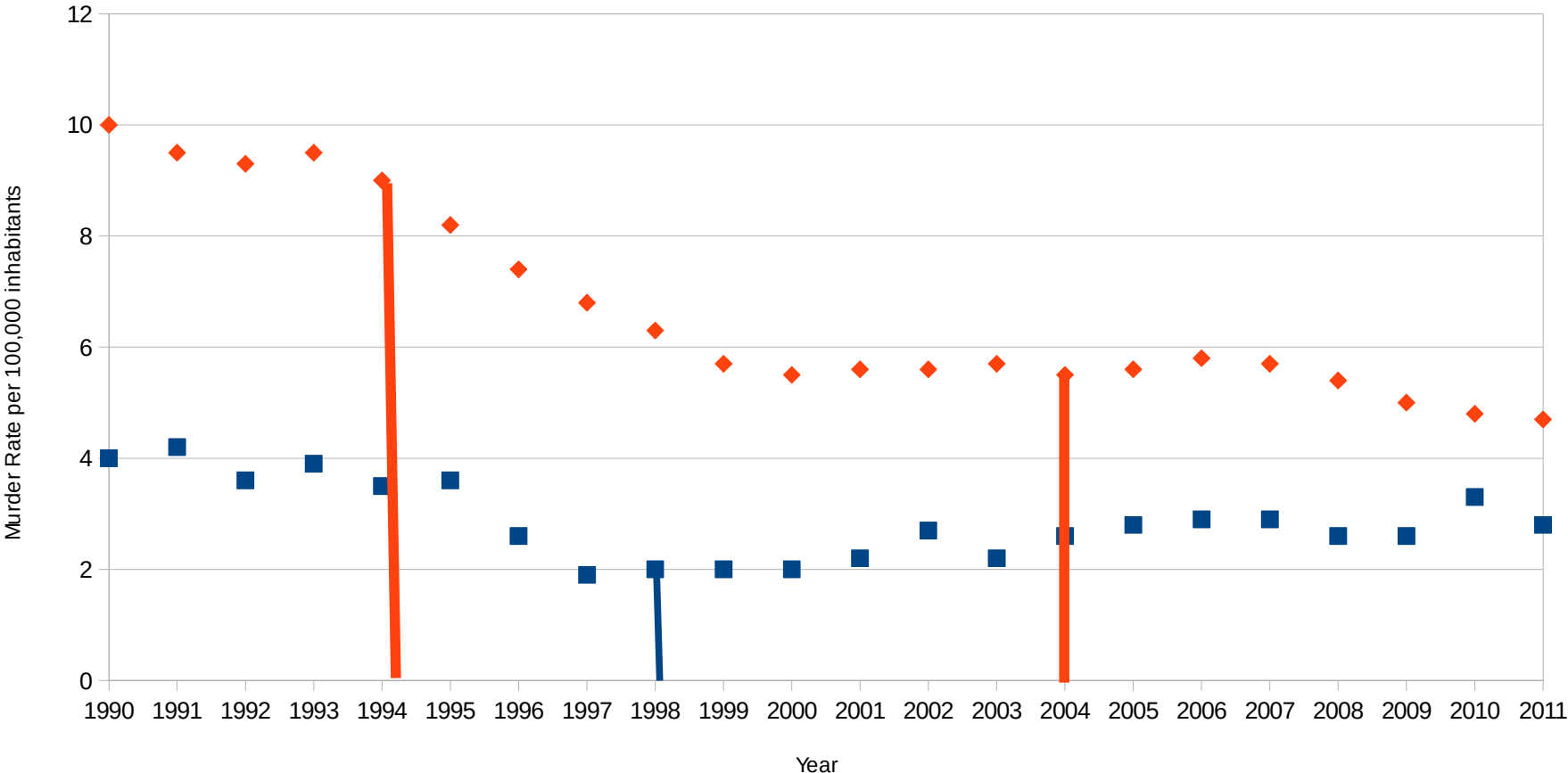


- 0 to 10 (least restrictive)
- 11 to 24
- 25 to 49
- 50 to 74
- 75 to 100 (most restrictive)

Sources: Brady Campaign (scores), news reports (developments)

# Massachusetts vs. Nation

National and Massachusetts Murder Rates  
National and Local Gun Control Legislation



<i>Incidents Per 100,000 Residents</i>	<b>1998</b>	<b>2005</b>	<b>Change</b>
Gun Related Homicides	1.00	1.68	<b>UP 68%</b>
Assault Related Gun Injuries	4.6	7.9	<b>UP 72%</b>
Assault Related Hospital Discharges	1.5	3.9	<b>UP 160%</b>
Gun Assault Emergency Dept. Visits	**0.93	2.99	<b>UP 222%</b>
Gun Assault Outpatient Observations	***0.188	1.2	<b>UP 538%</b>

Source: [Massachusetts Department of Public Health](#)

\*\* This report only dates back to 1999

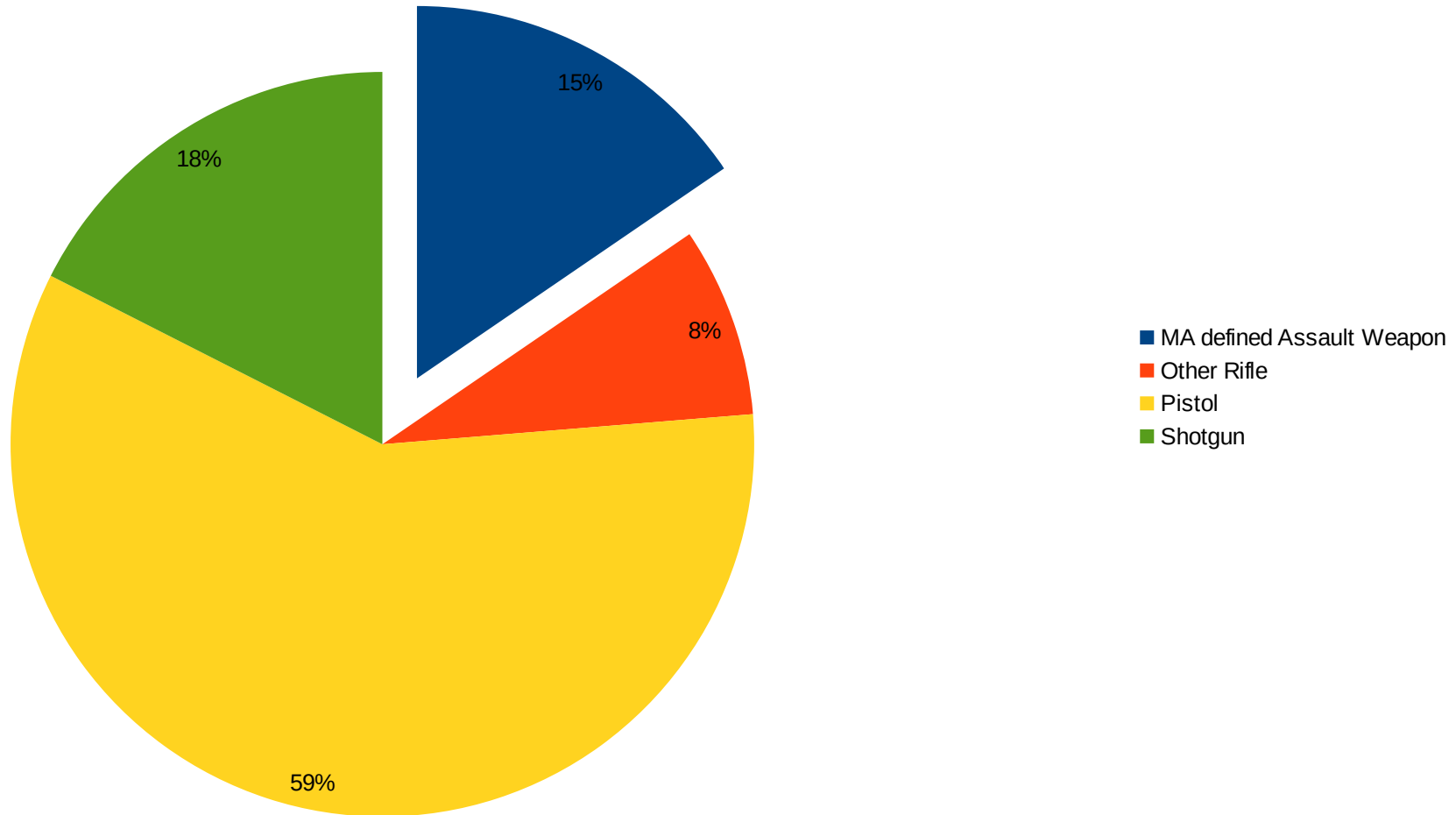
\*\*\* This report only dates back to 2001

Weapons Used in Crime  
FBI Statistics 2011



- Knives and other cutting instruments
- Other (non-firearms)
- Hands, fists etc.
- Shotguns Rifles
- ALL RIFLES

Weapons used in Mass Killings  
Mother Jones News Service, 1982 to 2012



Prior History of Mental Illness  
Mass Shootings 1982 to 2012

